


How to vote a paper ballot

Mark your ballot

Fill in the bubble to the left of your choice.

Use only a blue or black ballpoint ink pen. Do not use red ink pens, Sharpies, markers or any other type of pen.



Do not sign your name on your ballot, write your initials, or write any other words or marks on your voted ballot.


To vote for a qualified write-in candidate, write their name on the blank line at the end of the list of candidates. Then fill in the bubble next to that name.




A list of qualified write-in candidates will be available at the voting locations. The list is posted on our website at www.votescount.us 13 days before the election.

Check your ballot carefully

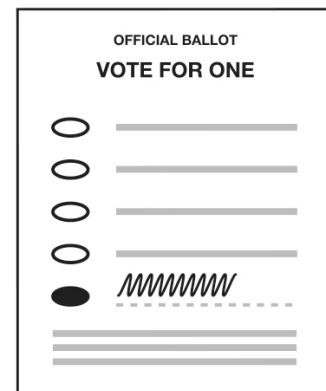
If you make a mistake, and you are voting from home, call us at 831-454-2060 or email us at 2ndballot@votescount.us and we will mail you a new ballot. If you are voting in person, ask a poll worker for a new ballot.



Don't vote for too many.



Vote for the number allowed.



Always fill in the bubble on a write-in vote.

Return your voted ballot

Deposit your ballot into the ballot box. Your ballot will be scanned and counted at the Elections Office located at 701 Ocean Street, Room 310, in Santa Cruz.